





SUMMARY FRAMES




Summary Frame




who



what



where



when

Summary Frame












Summary Frame




who



what





where



when

Summary Frame












Summary Frame




who



what




where




when

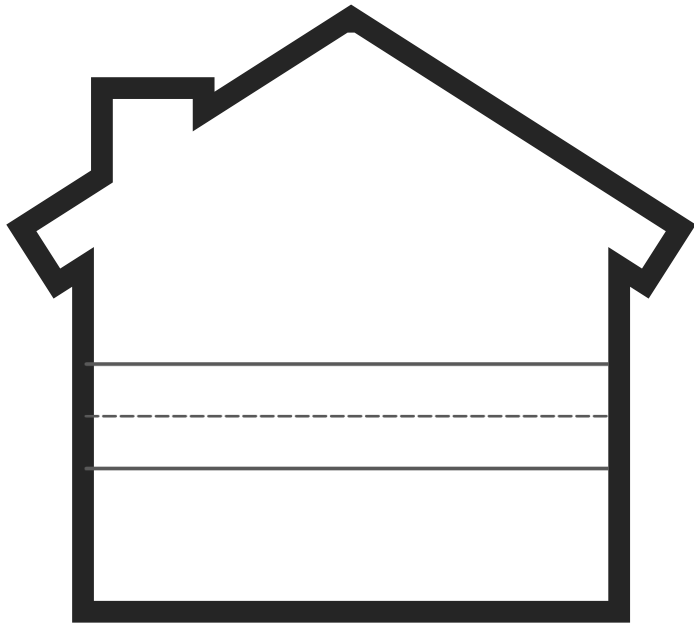
Summary Frame



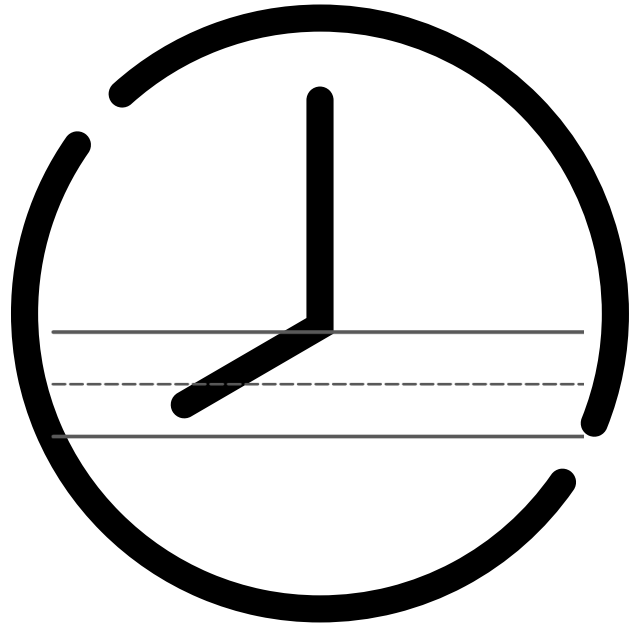
who



what




where




when


Summary Frame




who




what



when




where




why

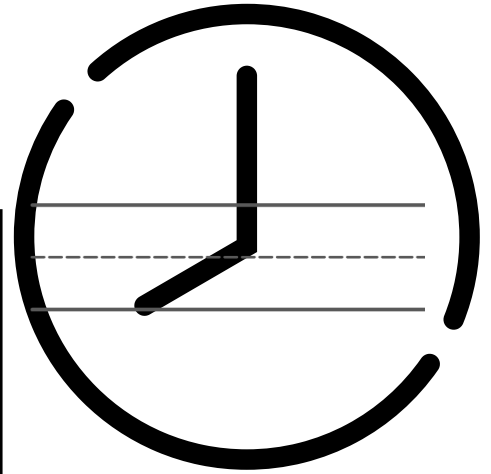
Summary Frame




who




what



when



where



why

Summary Frame



who

Handwriting practice area for 'who' with four sets of lines (top solid, middle dashed, bottom solid).

when

Handwriting practice area for 'when' with four sets of lines (top solid, middle dashed, bottom solid).

what

Large handwriting practice area for 'what' with four sets of lines (top solid, middle dashed, bottom solid).

where

Handwriting practice area for 'where' with four sets of lines (top solid, middle dashed, bottom solid).

why

Handwriting practice area for 'why' with four sets of lines (top solid, middle dashed, bottom solid).

Summary Frame



who

when

what

where

why

Summary Frame



character

setting

problem

solution

Summary Frame



character

setting

problem

solution

Summary Frame



character

Handwriting practice area for 'character' with four sets of lines: a solid top line, a dashed middle line, and a solid bottom line.

setting

Handwriting practice area for 'setting' with four sets of lines: a solid top line, a dashed middle line, and a solid bottom line.



problem

Handwriting practice area for 'problem' with ten sets of lines: a solid top line, a dashed middle line, and a solid bottom line.


solution

Handwriting practice area for 'solution' with ten sets of lines: a solid top line, a dashed middle line, and a solid bottom line.


Summary Frames




character



setting




problem




solution


Summary Frames




who



where




when




what/why


Summary Frames




who



where




when




what/why


Summary Frames




who



where



when



what/why

Summary Frame



Someone _____

wanted _____

but _____

so _____

then _____

Summary Frame



Someone



wanted

but


so

then


Summary Frames




someone



wanted



but



then

Summary Frame



Someone _____

wanted _____

but _____

so _____

then _____

_____.

Summary Frame



Someone

wanted

but

so

then

Summary Frame



In the beginning _____

the problem was _____


next _____

then _____

finally _____

_____.

Summary Frame



_____ **was caused**
by _____

or _____

_____ **happens**
because _____

and _____
_____.

Summary Frame



_____ and _____ are

similar because they both _____



and _____.

But _____ is different because

and _____

_____.

Summary Frame





_____ and _____ are similar because
they both _____

_____ and _____

But _____ is different because _____

_____ and _____



Summary Frame



_____ is a kind of _____

that _____

Summary Frame



_____ **was caused**

by _____

or _____.

_____ **happens**

because _____

and _____.